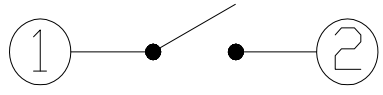
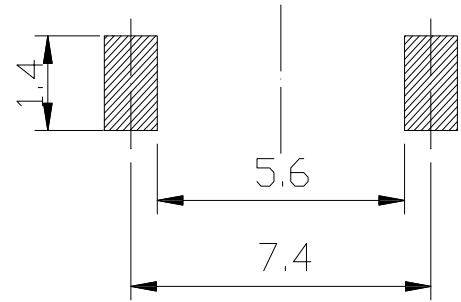


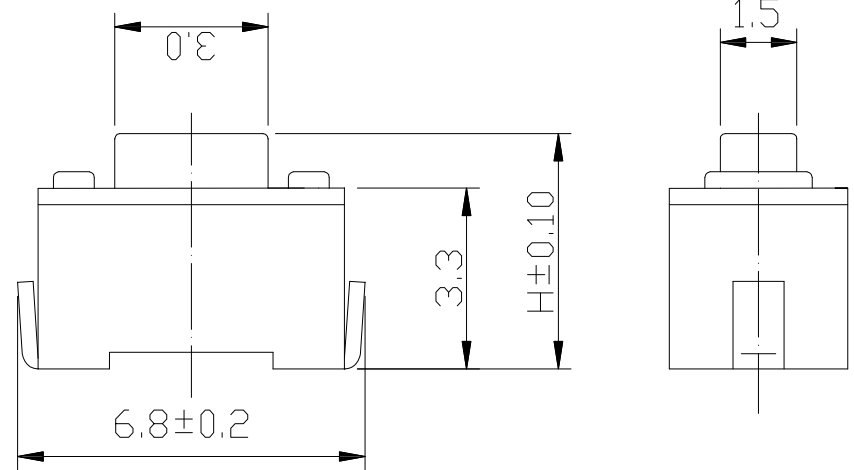
LTR	DESCRIPTION	DATE	CHANGE	APPL'
△				
△				
△				



CIRCUIT DIAGRAM



P.C.B LAND DIMENSION





REFERENCE DRAWING

CodeX	Operating Force
A	70 ± 30
B	130 ± 30
C	180 ± 50
D	250 ± 50

CodeY	H
1	4.3
2	5.0

SPECIFICATION
 1. Rating : 12V DC 50mA
 2. Contact resistance : 100mΩ
 3. RoHS compliant


城暉電子有限公司 <http://www.tal.tw>
TALISMANIC ELECTRONIC CO., LTD.

TOLERANCES		DESCRIPTION:		
ANGULAR	LINEAR	Tact Switch		
$0^\circ \pm 2'$	0 ± 0.5	PART NO: TTS-35-X-Y		
$0.0^\circ \pm 1'$	0.0 ± 0.2	DRAWN	CHECK	APPROVAL
$0.00^\circ \pm 0.5'$	0.00 ± 0.05	Jase	Jerry	
$0.000^\circ \pm 0.25'$	0.000 ± 0.005	2014/6/18		
DWG NO	TTS-35-X-Y		SHEET:	VER: A
INNER NO	04-P-02-03-B		UNIT: mm	

DWG NO	TTS-35-X-Y
INNER NO	04-P-02-03-B